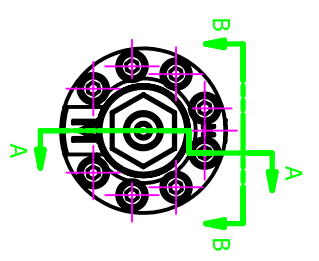


VIEW B-B

50372
S.S. S.H.S.S. CONE POINT
M6 X 10MM LG.
MCMMASTER CARR# 91217A220

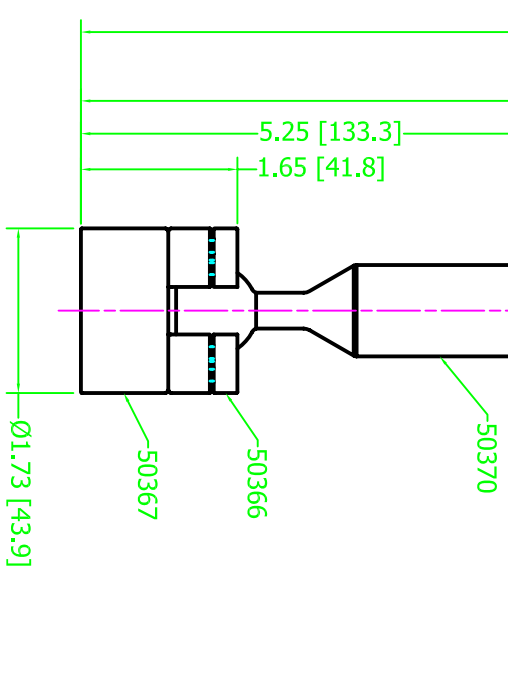
50373
M6 X 6MM LG.
S.S. S.H.C.S. HALF DOG
MCMMASTER CARR# 92775A210



14.80 [376.0] MIN.
16.43 [417.3] MAX.

12.46 [316.6]

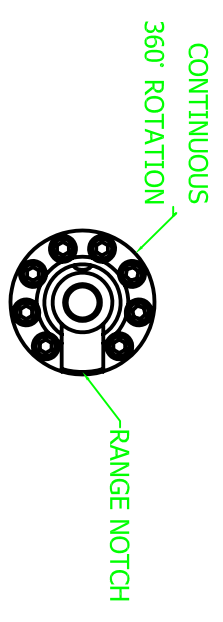
5.25 [133.3]
1.65 [41.8]



50374
S.S. JAM NUT
M10 X 1.5

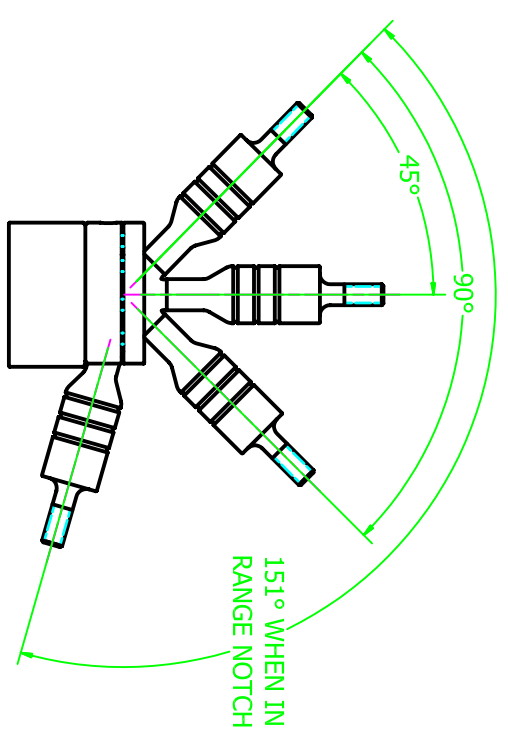
50369
50370
50366
50367

Ø1.73 [43.9]



CONTINUOUS
360° ROTATION

RANGE NOTCH



151° WHEN IN
RANGE NOTCH

SEE LITERATURE
& LABEL FOR
MOUNTING STYLES

50371
M4 X 12MM LG.
S.S. S.H.C.S.
(8) REQ'D

C'BORED FOR
M8 S.H.C.S.

BOLTS REQ'D
FOR MTG ARE
NOT PROVIDED

THD'D FOR
M10 X 1.5 BOLT

SECTION A-A

"METRIC" 1T M10+1T M10