

50372  
S.S. S.H.S.S. CONE POINT  
M6 X 10MM LG.  
MCMASTER CARR# 91217A220

VIEW B-B

50373  
M6 X 6MM LG.  
S.S. S.H.S.S. HALF DOG  
MCMASTER CARR# 92775A210

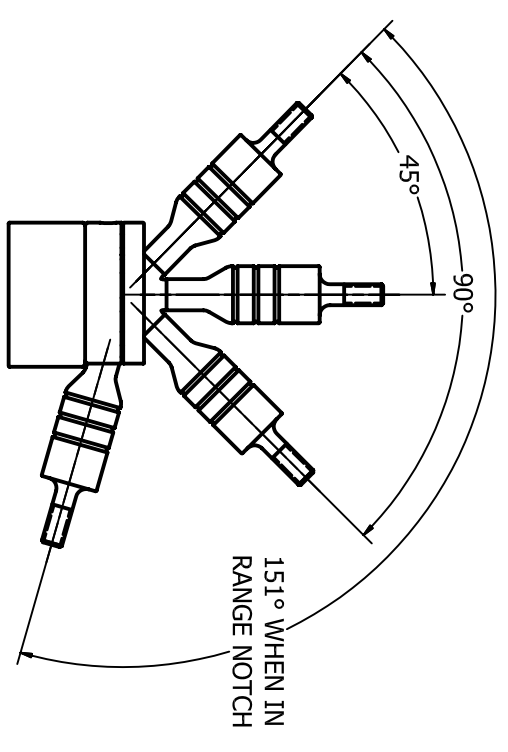
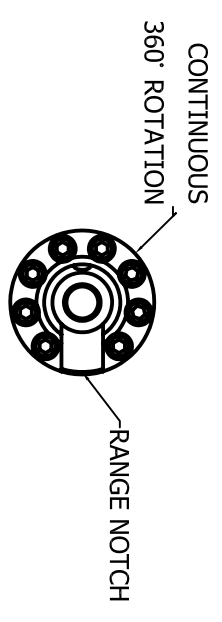
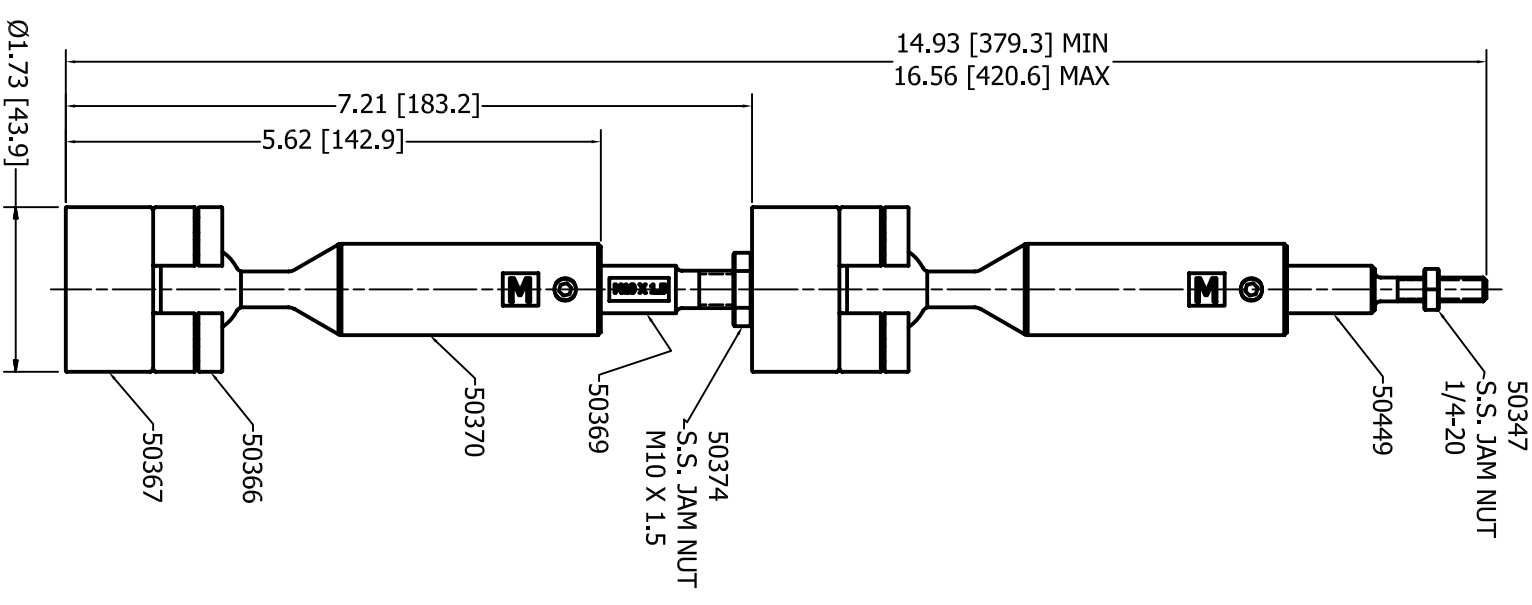
50371  
M4 X 12MM LG.  
S.S. S.H.C.S.  
(8) REQ'D

CBORED FOR  
M8 S.H.C.S.

THD'D FOR  
M10 X 1.5 BOLT

SECTION A-A

BOLTS REQ'D  
FOR MTG. ARE  
NOT PROVIDED



# "METRIC" 1TM10+1TM.25-20

SEE LITERATURE  
& LABEL FOR  
MOUNTING STYLES

8 7 6 5 4 3 2 1